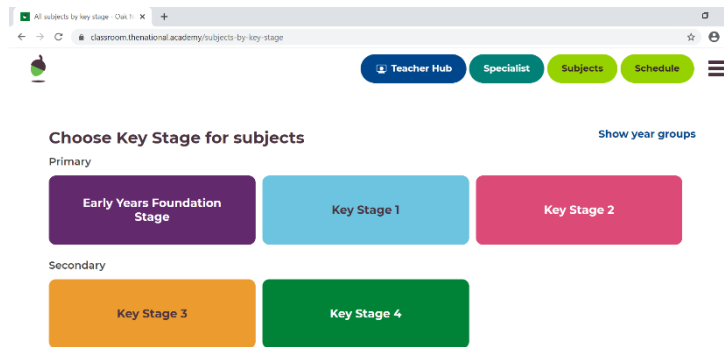




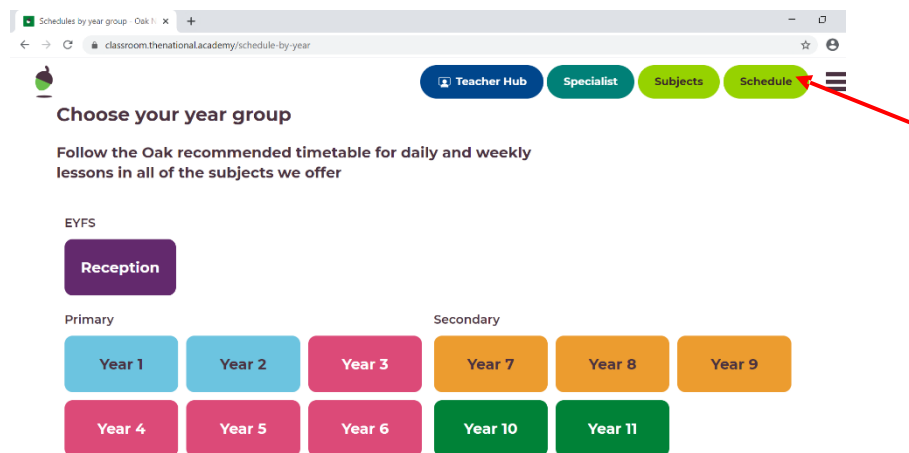
"Together We Achieve"

**Instructions for using The National Oak Academy for Home Learning
(This should only be used if your child – not the whole class – is self-isolating)**

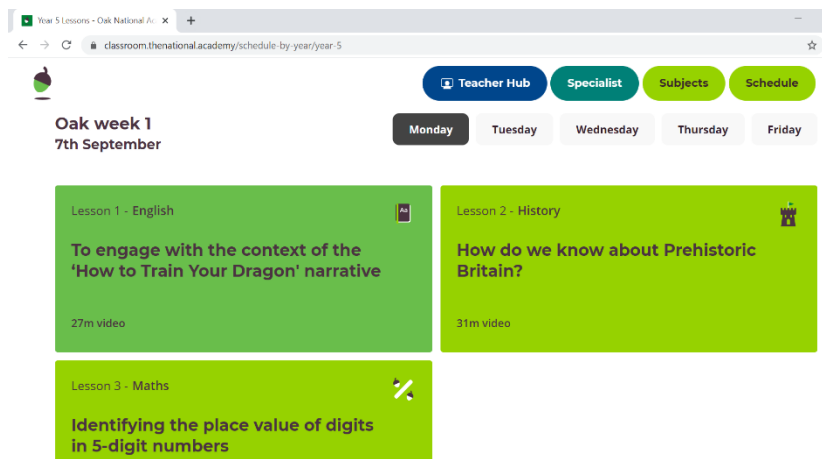
1. Go onto The National Oak Website: <https://classroom.thenational.academy/subjects-by-key-stage>



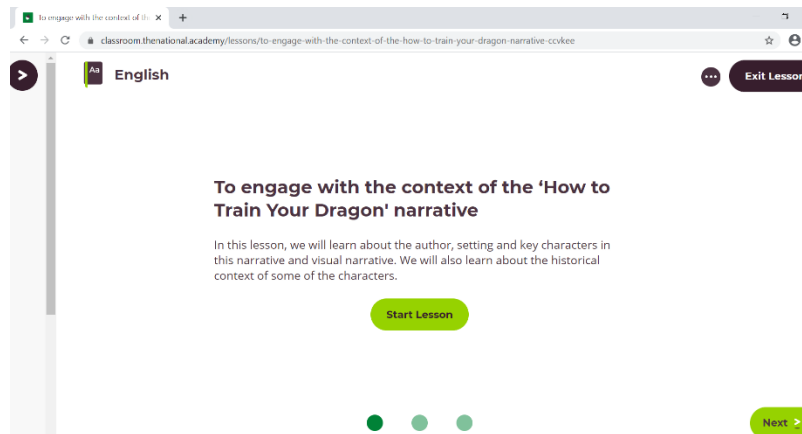
2. Once on the website, click on the schedule button in the top right hand corner.



3. Once you have clicked on the schedule button, you will be able to select the appropriate year group for your child.



- When you have accessed the correct year group, scroll down to the lessons showing in Week 1. Click on the Monday tab and work through the daily lessons for the period of time your child is off.



- Once you click on a lesson, the instructions will guide your child through it until they have completed the lesson.

It is important that you start at week one.

If your child ever needs to self-isolate again, then they can carry on from where they got up to previously.