

















# EYFS: Curriculum Coverage



	Term 1: We are super!	Term 2: Magic and Wonder!	Term 3: A walk on the wild side!	Term 4: We're going on an adventure...	Term 5: ch-ch-ch-changes!	Term 6: H2O, here we go!
<b>Focus</b>	Prime Areas: Communication Language, Personal Social Emotional and Physical Development					
<b>English – Key Texts</b>	<p>What Wesley Wore</p>  <p>Elliot Midnight Superhero</p>  <p>Supertato</p> 	<p>Room on the Broom</p>  <p>Magic Porridge Pot</p>  <p>Zog</p>  <p>Traditional Tales</p>	<p>The Tiger that came to Tea</p>  <p>Wanted: The Perfect Pet</p>  <p>The Clue is in the Poo</p> 	<p>We're going on a Bear Hunt</p>  <p>The Jolly Postman</p>  <p>Emma Jane's Aeroplane</p>  <p>You Can't Take an Elephant on a Bus</p>	<p>Jack and the Beanstalk</p>  <p>Chicken Licken</p>  <p>The Little Red Hen</p> 	<p>Billy's Bucket</p>  <p>The Snail and the Whale</p>  <p>My Adventure Island</p> 



# EYFS: Curriculum Coverage



<b>Literacy– Genres</b>	<p>Name writing Labels Speech bubbles Posters</p>	<p>Story maps Retelling Narrative Rhyme Instructions Recipes</p>	<p>Describing Posters Labels Fact files</p>	<p>Story maps Retelling and creating own narratives Rhyme Letter writing</p>	<p>Story maps Caption writing Speech bubbles Instructions Recipes</p>	<p>Story writing Information writing Posters Biographies</p>
<b>Maths</b>	<p>Subitise amounts to 5</p> <p>Make numbers to 5 in different arrangements</p> <p>spot smaller numbers 'hiding' inside larger numbers</p>	<p>Show numbers using objects and our fingers</p> <p>See pattern within our counting sequence</p> <p>Begin to count with more accuracy</p> <p>Compare amount</p> <p>Look at the whole thing and the different parts within it</p>	<p>Become more confident subitising within and beyond 5</p> <p>Begin to connect amounts</p> <p>Connect quantities to numerals</p> <p>Look at part whole puzzles and missing amounts</p> <p>• explore the structure of the numbers 6 and 7 as '5 and a bit'</p>	<ul style="list-style-type: none"> <li>• Explore what 'double' is</li> <li>• Explore odd and even</li> </ul> <p>Order numbers</p> <ul style="list-style-type: none"> <li>• verbally count to 20 using songs</li> </ul>	<p>Begin to count larger amounts and quantities</p> <p>explore ten frames and arrangements of quantities</p> <ul style="list-style-type: none"> <li>• compare amounts and discuss the differences</li> </ul>	<ul style="list-style-type: none"> <li>• Understand one more and one less to 10</li> <li>• subitise numbers beyond 5</li> <li>• look at parts within 10 and numberbonds</li> </ul>



# EYFS: Curriculum Coverage



<b>Personal, Social, Emotional Development</b>	Talking about our strengths Considering others Expressing feelings Rules and routines	Trying new things! Thinking about others perspectives Expressing feelings	Negotiation and resolving conflict	Following instructions Exercise	Healthy food choices	Setting goals
	Being me in my world	Celebrating Difference	Dreams & Goals	Healthy Me	Relationships	Changing Me
<b>Communication and language</b>	Talking about ourselves	Talking about why things happen	Talking about similarities	Talking about our own experiences	Talking about changes	Talking about the world around us
<b>Physical Development</b>	Athletics Team Games	Dance Dough Disco Using tools	Gymnastics Write Dance and Pre writing skills	Ball Skills Big Letter Formation	Dance Letter formation	Athletics Team Games Letter formation
<b>Understanding the world</b>	All about me Families Diversity and inclusion Real life superheroes	Scientific exploration Observation	Animals and habitats Digestion and poo Observations Environments	People, culture and communities Maps Environments	Growth Decay Life cycles Observations	Learning about sea creatures Transport Recycling
<b>Expressive Art and Design</b>	Nursery rhymes and songs	Exploring music making and dance	Sharing our own creations	Adapting and retelling stories	Adapting and retelling stories	Performing in front of groups
	Drawing and painting  Charanga Music: Me!	Adapting and retelling stories  Charanga Music: My Stories	Showcasing our artwork  Charanga Music: Everyone!	Developing our art  Charanga Music: Our World	Moving in time to the music  Charanga Music: Big Bear Funk	Modelling and creating  Charanga Music: Reflect, Rewind and Replay

**\*The above plan is a flexible plan. We follow children's interests and fascinations using 'in the moment' planning\***