


Welcome to Year 3

Meet the Teaching Staff
2023



Meet the Teaching Staff:

Teachers- Miss Calderbank,
Mr Morris and Mrs
Frogson



Teaching Assistants- Mrs
Woolley



1:1 Support- Mrs Dean,
Mrs Smith




PPA cover – Mr Beavan



Wider Team

- **Senior Leaders:** Mrs. Jilavu (Acting Headteacher), Mr. Morris (Acting Deputy), Miss Wright (Acting Deputy), Mrs. Walton (SENDco)
- **Safeguarding Leads:** Mrs. Jilavu, Mr. Morris, Miss Wright, Mrs. Walton, Mrs. Stone
- **SENDCo:** Mrs. Walton
- **Family Support/Pastoral Lead :** Mrs. Stone






Arrival and Finish:

Both Gates open 8:40- 8:50 daily



Year Group	Start	Finish
EYFS	8:50	3:20
Y1	8:50	3:20
Y2	8:50	3:20
Y3	8:50	3:25
Y4	8:50	3:25
Y5	8:50	3:25
Y6	8:50	3:25



Our Timetable:

- PE days – Monday (outdoor), Tuesday (indoor)

KS2 Class Timetable 2023 - 2024

Cedar Class Timetable	8:50 – 9:00	9:00- 10:20	10:20 – 10:40	10:40 – 10:55	10:55 – 11:15	11:15 – 12:15	12:15 – 1:15	1:15 – 2:15	2:15 – 3:10	3:10 – 3:25
Monday	Register / Morning Work	9:00 – 9:20 Whole School Assembly (Intervention/ Readers)	9:25- 10:40 Maths	KS2 Break Time	SPaG Sharp	English	KS2 Lunch Time	PE (outdoor)	Enquiry	Class Story
Tuesday	Register / Morning Work	Maths	Handwriting		Spelling lesson	English		Computing	PE (indoor)	Class Story
Wednesday	Register / Morning Work	Maths	KS2 Singing Assembly (Intervention/ Readers)		SPaG Sharp	English		Enquiry	Science	Class Story
Thursday	Register / Morning Work	Maths	KS2 Singing Assembly (Intervention/ Readers)		Spelling lesson	English		PPA AB Music	PPA AB French	Class Story
Friday	Register / Morning Work	Maths	Times Table Award		SPaG Sharp	English		RE/PSHE	Handwriting	Whole School Celebration Assembly 2:40-3:10 Class Story

Maple Class Timetable	8:50 – 9:00	9:00- 10:20	10:20 – 10:40	10:40 – 10:55	10:55 – 11:15	11:15 – 12:15	12:15 – 1:15	1:15 – 2:15	2:15 – 3:10	3:10 – 3:25
Monday	Register / Morning Work	9:00 – 9:20 Whole School Assembly (Intervention/ Readers)	9:25- 10:40 Maths	KS2 Break Time	SPaG Sharp	English	KS2 Lunch Time	Enquiry	PE (outdoor)	Class Story
Tuesday	Register / Morning Work	9:00 – 9:20 Handwriting 9:25 – 10 = PE	PE		Spelling lesson	English		Maths	Computing	Class Story
Wednesday	Register / Morning Work	Maths	KS2 Singing Assembly (Intervention/ Readers)		SPaG Sharp	English		Enquiry	Science	Class Story
Thursday	Register / Morning Work	Maths	KS2 Singing Assembly (Intervention/ Readers)		Spelling lesson	English		PPA AB Music	PPA AB French	Class Story
Friday	Register / Morning Work	Maths	Times Table Award		SPaG Sharp	English		PSHE/RE	Handwriting	Whole School Celebration Assembly 2:40-3:10 Class Story



Our Curriculum:

Long Term Planner



Year 3: Curriculum Coverage



	Terms 1 : Rock and roll	Term 2 and 3: Roaming around	Term 4: Angry Earth	Terms 5 and 6: Flying down to Rio
Focus	History	History	Geography	Geography
English – Key Texts	<p>Stone Age Boy</p>  <p>How to wash a woolly mammoth</p>  <p>UG</p> 	<p>Across the Roman wall</p>  <p>Elves and the shoemaker</p>  <p>Julius Zebra</p> 	<p>Escape From Pompeii</p>  <p>Volcano and Earthquake book</p>	<p>Up a rainforest tree</p>  <p>Iron man</p> 
English – Genres	<p>Narrative writing</p> <p>Instruction writing</p> <p>Speech</p> <p>Performance poetry</p>	<p>Newspaper writing</p> <p>Diary writing</p> <p>Information text</p>	<p>Narrative writing</p> <p>Information writing</p> <p>Poetry</p>	<p>Information text</p> <p>Persuasive writing</p>



Belongings needed:

- No pencil cases- all equipment is provided
- Backpack with reading books
- No Rucksacks- optional for Y5 and 6
- *Children may bring a rucksack with a change of clothes if they are swimming or at an afterschool club (This needs to be same size and not italics)*
- Label everything!
- Water bottle
- Lunchbox (unless dinners)
- No toys/additional items from home





Lunch and Snacks:

- KS1 Universal Free School Meals
- Sandwiches or Hot Dinners
- Morning Snacks- Bring from home, Fruit, vegetables, fruit winders (avoid yoghurts and nuts)
- [Lunch Menu on the Website](#)



**PLEASE REMEMBER
WE ARE A NUT
FREE SCHOOL**





Uniform Requirements 2023-2024

Order Book Packs
from school



Water only :)

Can be ordered from Price and Buckland

Price & Buckland
SCHOOLWEAR SINCE 1989



- Trousers or shorts- plain grey or black
- Skirt or pinafore- plain grey or black
- Sweatshirt or cardigan- burgundy (logo optional)
- Polo shirt or shirt- white or burgundy (logo optional)
- Dresses- in warmer weather. Checked or striped red/burgundy
- Socks or tights- black, white or grey
- Footwear- sensible black shoes or boots

Accessories/Additional Items

Make up, nail- varnish and false nails should not be worn in school.

Children should not wear fake tan or adhesive tattoos.

Hair ties must be sensible and kept to a minimum.





PE Kit Requirements 2023-2024



- Shorts or jogging bottoms- plain grey, black or navy
- T-shirt- plain white or black (school logo optional)
- Hoodie/fleece- plain black or grey
- Sensible trainers- black or white
- Children wearing earrings will be asked to cover these up with tape
- All jewellery (exception of stud earrings) must be removed before PE and Swimming



Partnership- working together

- Home school agreement- shared on our school website
- Attendance- shared on our school website




Reading:

- Book types
- Routine
- Diaries
- Phonics scheme
- Class library




KS2

White Rose
MATHS



*Times tables
challenge*

- Bronze
- Silver
- Gold
- Platinum
- Diamond
- Ruby
- Topaz



Key Stage 1 and 2 symbols

The following symbols are used to indicate



concrete resources might be useful to help answer the question



a bar model might be useful to help answer the question



drawing a picture might help children to answer the question



children talk about and compare their answers and reasoning





a question that should really make children think. The question may be structured differently or require a different approach from others and/or tease out common misconceptions.



KS2

White Rose
MATHS



Swanwick
Skills $+$ $-$
Sharp \div \times

Key Stage 1 and 2 symbols

The following symbols are used to indicate:



concrete resources might be useful to help answer the question



a bar model might be useful to help answer the question



drawing a picture might help children to answer the question



children talk about and compare their answers and reasoning



a question that should really make children think. The question may be structured differently or require a different approach from others and/or tease out common misconceptions.

Homework:

- Reading 5 times a week. Minimum of 10 pages per read.
- Times tables





Planned Visits and Events:

- Swanwick story- for information
- Key dates- sent out at start of the year and updated termly
- Wow days over the year – Roman day, Carnival day and Stone age museum
- Rough terms for trips - Summer term magna
- Y3 assembly



Assessments:

- Y3
- Reading
- Maths
- SPaG
- Times tables



School Rules

Rewards and Consequences:





Websites:

<https://www.purplemash.com/sch/swanwick-primary#/>

<https://auth.mylexia.com/mylexiaLogin>

<https://www.phonicsplay.co.uk/>

<https://ttrockstars.com/>

Thankyou!

Thank you for attending this meeting. I am really looking forward to working with you and your children over the coming school year!

If you want to discuss anything further, please do not hesitate to contact me. My email address is

stuart.morris@swanwick.derbyshire.sch.uk

charlie.calderbank@swanwick.derbyshire.sch.uk

Concerns around SEN/additional needs- melynda.walton@swanwick.derbyshire.sch.uk

General enquiries: info@swanwick.derbyshire.sch.uk

Pastoral: ppod@swanwick.derbyshire.sch.uk

Check if year group partners are happy to have their email